

BERYLLIUM

450W-AC-149,400L

450W AC powered flood light 149,400 Lumens

BERYLLIUM Commercial & Industrial LED High Bay & Stadium Lights

149,400 Lumens
332lm/W


LED Replacement for 200W/300W/400W Metal
Halide High bay fittings

Suitable for: Sport Arenas, Gymnasiums, Tennis
Courts, Warehouses any Very large Areas

48 X Next Generation LED's


Surface Mount and Wire Guard

Customised LENSES available




MECHANICAL

Adjustable LED Flood Light.
With Different Optic Lenses.
Suitable for very large areas like: Stadium
Lights, Indoor Arenas, Gymnasiums,
Warehouses, Garages, Manufacturing
facilities, Aircraft Hangers, Retail stores,
Super Stores & Tennis Courts.
Fitting with different LENS options



LED CONFIGURATION

SEOUL SZ9
2x2 SEOUL SZ9 Extreme High Power CHIPS
Nominal CCT/Color 5650K Cool White
Typical CRI 70
Typical Luminous Flux @1400mA
1330lm
Extreme Cooling Patented



AC POWER

Powered by AC Single Phase.
Power Factor Greater than 0.98

BERYLLIUM

450W-AC-149,400L

450W AC powered flood light 149,400 Lumens

BERYLLIUM Commercial & Industrial LED High Bay & Stadium Lights

Designed System Performance



Comparable to 200W—400W Metal Halide replacement LED solution	149,400 (LUMENS)
LED Driver	Meanwell
Supply Volts	100-300VAC
Power Factor	Greater than 0.98
Power Consumption	450W
IP Rating	IP67
NEXT generation LED's	SEOUL SZ9
Quantity	48 x SEOUL SZ9 High Power CHIPS
Nominal CCT/Colour	5650K Cool White
Typical CRI	70
Typical Luminous Flux (lm) @350mA Forward Current +_1W	332lm per Watt
Cooling Multi Contact Star Extruded ALUMINIUM	Machined Profile
Lens Type Used	Numerous Lenses Available



IS 15885(Part 2/Sec13)

 R-41027766
 (for XLG-150l type only)



Note.15
 (Except for Blank type)


 (Except for L type)



LVLE SELV

(For 24V only)

IP67

(Except for L type)



(for 12,24 only)

Note.12